

WEBINAR LOGIN INSTRUCTIONS

THERE ARE 2 STEPS TO JOINING A WEBINAR:

1. To *see* the Webinar, login on your desktop or laptop computer a **couple of minutes** before the Webinar is scheduled to start. Go to <https://lounge.anywhereconference.com> on the Internet. You will see the screen shown below.

Type the information you were provided for the:

- (1) Web Login
- (2) Participant PIN Code
- (3) Click Login.

2. To *hear* the Webinar, use your land line telephone or cell phone and call the number provided. You will use the same Participant PIN Code as you used to login on the Internet.

*A Webinar is in “real time,” meaning you are seeing materials and hearing your Moderator over the telephone at the same time they are being presented.
You can also talk to your Moderator.*

Anywhere Conferencing - Windows Internet Explorer provided by Girl Scouts in the Heart of PA

https://lounge.anywhereconference.com/

Anywhere Conferencing

English - US

1

2

3

arkadin lounge
GLOBAL CONFERRING

Login to the Arkadin Lounge to access your Arkadin Services

Web Login:

PIN Code:

Remember me

Login

Copyright ©2010 Arkadin

For local customer service support, please visit our [Worldwide Locations](#) page to find the closest representative to you.

Done

start

Inbox - Microsoft Out...

LOGIN INSTRUCTIONS

LOGIN INSTRUCTION...

Anywhere Conferend...

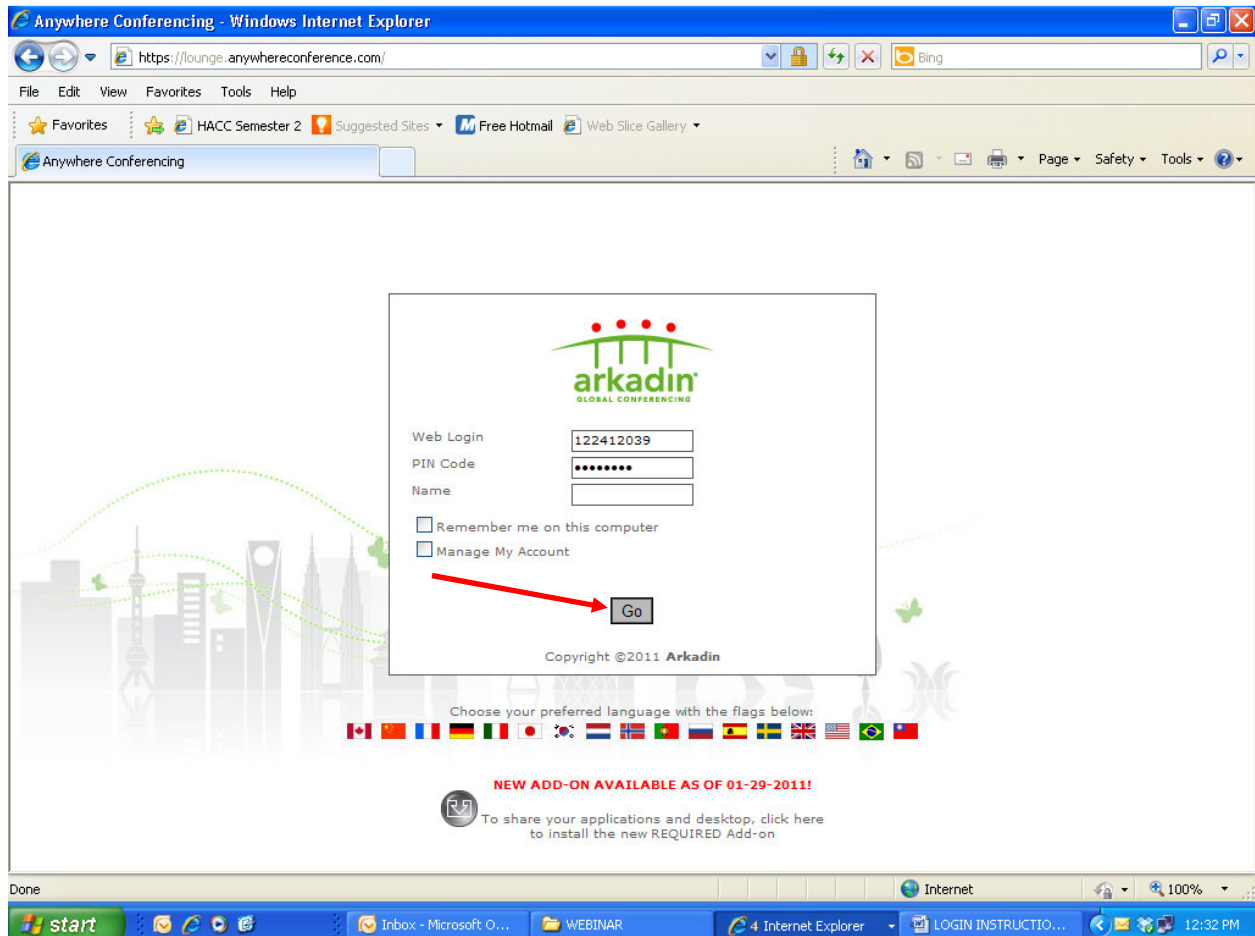
Internet

100%

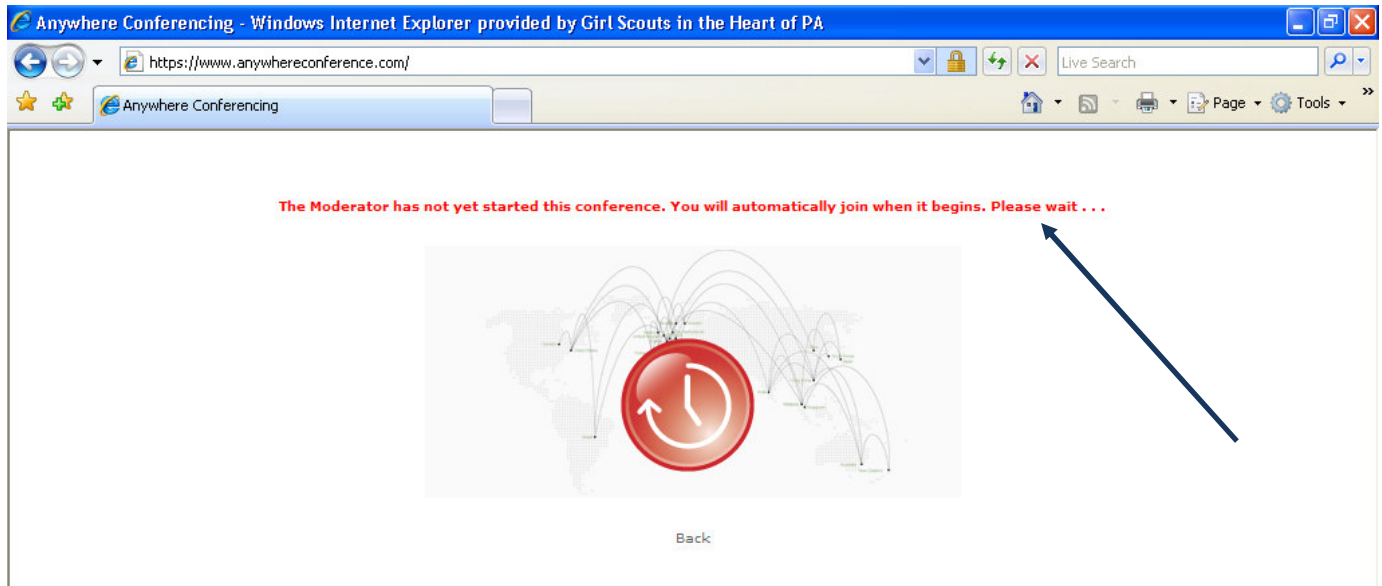
1:52 PM

After clicking the Login button, the system will direct you to the screen below. Enter the Participant Code you were provided. Remember, the “pound sign” (#) follows the code number.

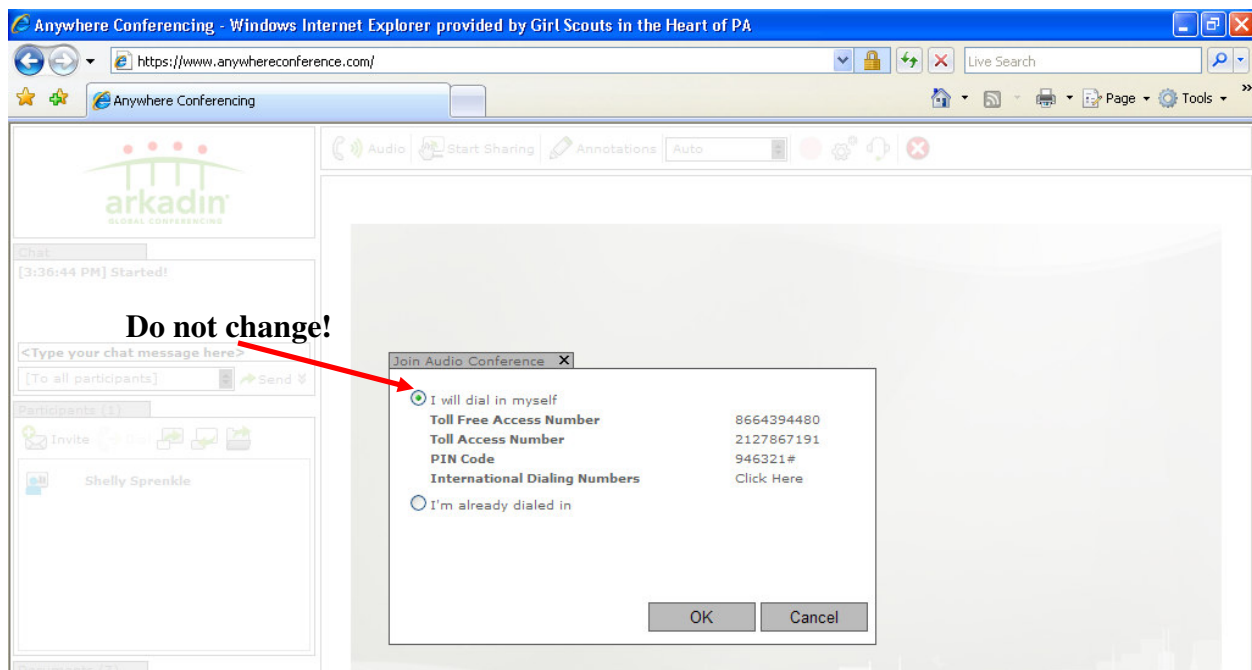
Click Go.



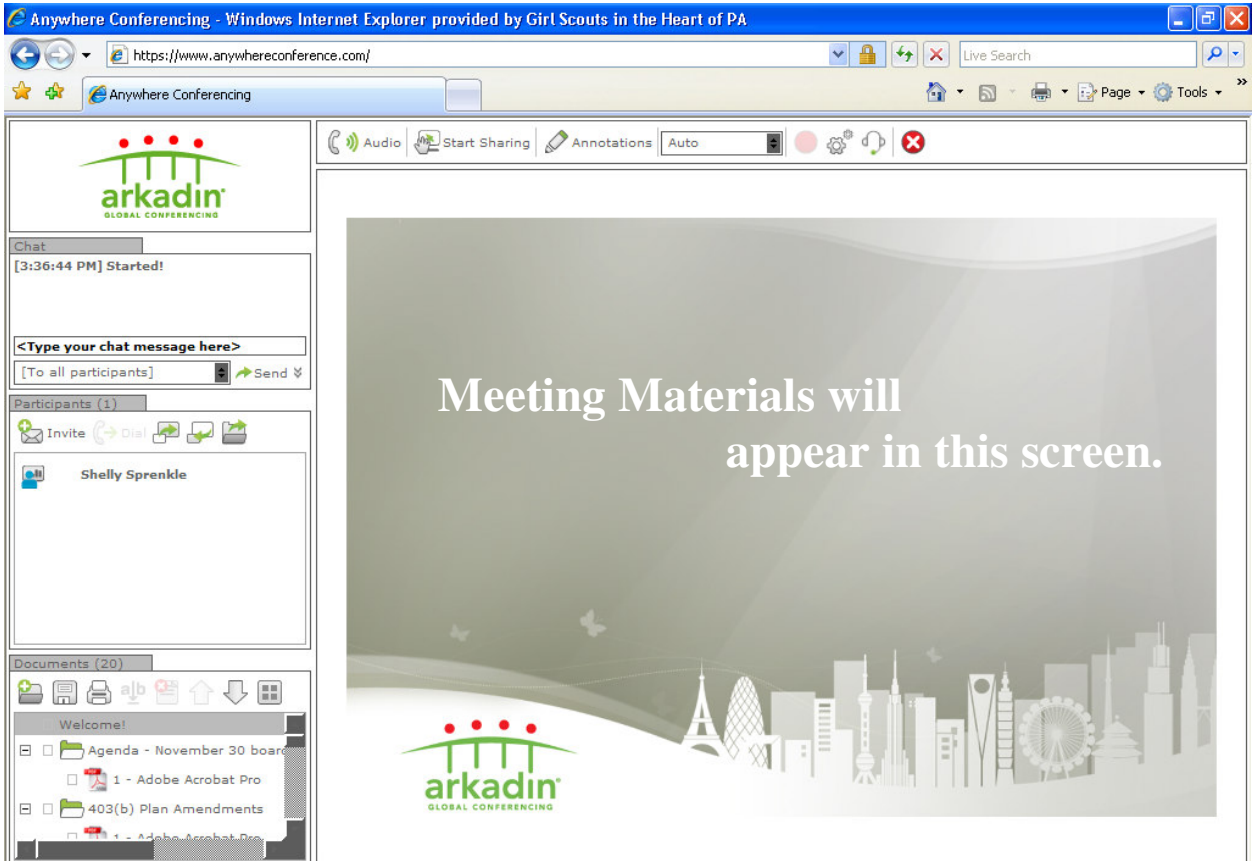
3. If you have arrived “early,” you will see the screen shown below. Please wait and you will automatically join the session when it begins.




4. When you see the screen below, click OK to accept the default “I will dial in myself.”



5. The Webinar presentation screen is shown below. You will see meeting materials in the portion on the right which are shared by the Moderator. Your name will appear in the Participants section the same as you typed it to enter the Webinar site. Please do not click on any other buttons; they are for the Moderator who is controlling the presentation.



6. When the meeting is over, click the  to exit (see below).

6. Click OK to leave the Webinar.

