

Service Unit 2009



Ashdon Farms
Online Ordering System

I. GENERAL INFORMATION

Accessing the Ashdon Farms Girl Scout Ordering System

<http://gsorders.ashdonfarms.com> (no “www”)

OR

<http://www.ashdonfarmsgsi.com>

A. Home Page / Login

At the Home Page / Login page, enter your Login Name and Password. Make sure you are in the **2009** campaign and click “**sign-in**”. The system will take you to the Service Unit Tab.

IMPORTANT: Logins and passwords are assigned to you by your council. Therefore, if you have problems logging into the system, please contact your Regional Product Sales Associate.

Passwords can be changed.

NOTE: It is not necessary to login to view the “GSI” Mini Site and other downloads on this page.

Welcome to the Ashdon Farms Nut-E Online Ordering System!
Please login below.

ASHDON FARMS

HOME

Account Login

Login Name:

Password:

Campaign

- 2009 Spring Product Sale
- 2008 Fall Product Sale
- 2008 Spring Product Sale
- 2007 Fall Product Sale

[sign-in](#)

Links

- [Nutritional Information](#)
- [2008 Product Images](#)

ASHDON FARMS GSI miniSite

Nutritional Information & Product Images!

No login necessary to access the Mini Site!

Mini Site Contains:

Girl Activities, downloads for Incentives, Patches, Goal Achiever Certificate and Theme Logo.

II. SERVICE UNIT INFORMATION

A. Service Unit Tab

On this tab you can access your Service Unit Detail Page as well as all Service Unit level reports and downloads. To enter the Service Unit Detail Page, click on the pencil icon to the left of your Service Unit name.

The screenshot shows the NUTE website interface. At the top, there is a navigation menu with tabs: HOME, COUNCILS, SERVICE UNITS (highlighted), TROOPS, TROOP/GIRL ORDERS, PRODUCT TRANSFER, and COUNCIL PRODUCTS. A green arrow points to the SERVICE UNITS tab. Below the navigation menu, there is a "MESSAGE CENTER" button. A message from the council is displayed: "All Troop orders are due 10/10/09. Remember to add instructions for deliveries!". Below the message, the council name "08 Demo Council" and the selected service unit "SU Test 01" are shown. A table lists the service unit details:

Edit	Service Unit	Manager	Address	City	State	Zip	Phone	Delivery Agent
	SU Test 01	Chris Smith	1111 Jackson St	Anytown	WI	53186	262-555-1234	Hill's Van Service

A green arrow points to the pencil icon in the table. To the right of the table, there are sections for "SU Reports" and "Troop Reports". The "SU Reports" section includes links for "2008 Manual - Service Unit.pdf", "Campaign Sales By SU", "Product Order By SU", "Sales Analysis By SU", "Sales Summary By SU", "SU Address Export (Excel)", and "SU Delivery Station Export (Excel)". The "Troop Reports" section includes links for "2008 Manual - Troop.pdf", "2008 Troop-Girl Order Tutorial", "Balance Due By Troop", "Campaign Sales By Troop", "Product Order By Troop", "Sales Analysis By Troop", "Sales Summary By Troop", "Troop Leader Address (Excel)", "Troop Manager Address (Excel)", "Troop Order (T2 Incentive)", "Troop Order (T2)", "Troop Orders SU1/T1 (Excel)", "Troop Participation (SU)", and "Troop Special Order Summary". Below these are "Girl Reports" with a link for "Girl Orders G1 (Excel)".

Message Center

This feature allows Service Units to post a message to all of their Troops. You simply click the "**Message Center**" button, type the message and click "**Post Message**". The message will appear on the Troop Tab, so when a Troop logs in it will be listed on the first page they see and will remain there until it is edited or removed by their Service Unit.

B. Service Unit Details Page

Please take the time to verify and complete all of Your Service Unit contact information. Click **“Begin Edit”** to update information. Enter your delivery site date, time, location information and any special instructions. Click **“Apply Edit”**.

NOTE: If the Service Unit Manager address and the Delivery Station address are the same check the **“Use Manager’s Address as Delivery Station”** box in the middle of the page.

Service Unit Details

Begin Edit [Apply Edit](#) [Cancel Edit](#) [Delete Service Unit](#) [Navigate Back](#)

Council: 08 Demo Council

Service Unit:

Is A Cupboard:

Description:

Manager First Name:

Manager Last Name:

Incentives will ship to Service Unit Manager's address.

Address1:

Address2:

City:

State:

Zipcode1:

Zipcode2:

Day Phone:

Evening Phone:

Extra Phone:

Fax:

Email:

Use Manager's Address for Delivery Station

Delivery Station:

DS Description:

DS Address:

DS City:

DS State:

DS Zipcode1:

DS Zipcode2:

DS Primary Contact:

DS Primary Phone:

DS Secondary Contact:

DS Secondary Phone:

Delivery Agent: Hill's Van Service

DA Address1: 561 Stevens St

DA Address2:

DA City, State Zip: Jacksonville, FL 32205

DA Contact: Paula Bordeaux

DA Phone: 904-781-7920

DA Fax: 904-781-2302

Delivery Date:

Bank Accounts:

- 1-Well Fargo Bank:0000-001100616
- 2- Bank of America:1346-4613-16425
- Fifth Third:123490-0098
- Firststar:100123123123
- U S Bank:2003-260004567

Troops For This Service Unit:

Troops: [Add New Troop](#) [Edit Troop](#)

System Users For This Service Unit:

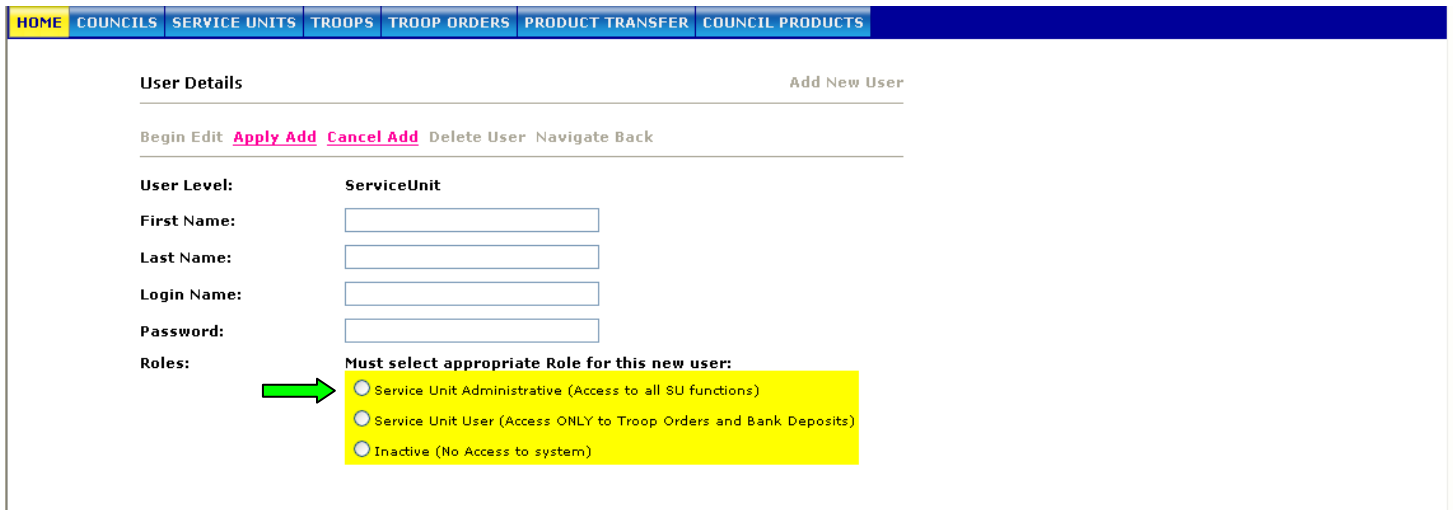
Users: [Add User](#) [Edit User](#)

C. System Users For This Service Unit

To add a new user to your Service Unit - click “**Add User**” from the **Service Unit Detail Page** and this will take you to the **User** Detail page. Fill in the first name, last name, login name and password for the new user. (Use generic password GSI2009) Logins must be unique to each system user throughout our entire system, but passwords can be the same for all users. Passwords must be a minimum of 5 characters and can be changed by the user. Passwords can be changed.

Select a role for the user (SU Administrative, SU User or Inactive) then click “**Apply Add**”.

NOTE: Service Unit level users **only** have access to their own Service Unit information and Troops within their Service Unit.



HOME COUNCILS SERVICE UNITS TROOPS TROOP ORDERS PRODUCT TRANSFER COUNCIL PRODUCTS

User Details Add New User

Begin Edit [Apply Add](#) [Cancel Add](#) [Delete User](#) [Navigate Back](#)


User Level: ServiceUnit

First Name:

Last Name:

Login Name:

Password:

Roles:  **Must select appropriate Role for this new user:**

- Service Unit Administrative (Access to all SU functions)
- Service Unit User (Access ONLY to Troop Orders and Bank Deposits)
- Inactive (No Access to system)

D. Council Products Tab

This page will list all QSP, nut/candy and incentive items in the order sequence as requested by the Council. Selling Prices and Troop Proceed levels will be listed as well.

1) Item List & Nutritional Information

Nutritional Information is available at the top of the grid when you click “**View Nutritional Info for All Council Products**”. Individual items can be viewed by clicking the red asterisk next to each item.

Council's Products

To View Nutrition Info for an individual product click the * in the Product Name.
[View Nutritional Info For All Council Products](#)

Item Code	Name	Size	Description	Selling Price	With Incentives	Without Incentives
QSP 01	Magazine Subscription			0	\$ 1	\$ 1.25
QSP 05	Online Subscription			0	\$ 1	\$ 1.25
QSP 03	Address Booklet			0	\$ 2	\$ 2
QSP 04	Emails (Enter 1 if 12 Emails sent)			0	\$ 0	\$ 0
GS-206	Caramel Treasures	6 oz	08 GS Tin	7.0000	\$ 1	\$ 1.25
GS-163	Mint Meltaways *	6 oz	Decorative Box	6.0000	\$ 1	\$ 1.25
GS-016	Whole Cashews *	8 oz	Pop Top	6.0000	\$ 1	\$ 1.25
GS-181	Choc Cov Almonds *	10 oz	Pop Top	6.0000	\$ 1	\$ 1.25
GS-182	Choc Cov Raisins *	11 oz	Pop Top	5.0000	\$ 1	\$ 1.25
GS-013	Gummi Berries *	12 oz	Pop Top	5.0000	\$ 1	\$ 1.25
GS-196	Choc Cov Peanuts - Reg *	10 oz	Pop Top	5.0000	\$ 1	\$ 1.25
GS-156	Cranberry Nut Mix *	7 oz	Pop Top	5.0000	\$ 1	\$ 1.25
GS-200	Crunchy Chili Lime Peanuts	8 oz	Flip Top	5.0000	\$ 1	\$ 1.25
GS-015	Salsa Mix *	8 oz	Pop Top	5.0000	\$ 1	\$ 1.25
GS-078	Deluxe Pecan Clusters *	5.1 oz	QSP Box Chocolate	5.0000	\$ 1	\$ 1.25
GS-080	Peanut Butter Dreams *	5.1 oz	QSP Box Chocolate	5.0000	\$ 1	\$ 1.25
GS00230	Go Green Patch			0	3 Mag Subscriptions	
GS00231	Observe & Conserve Patch			0	10 Nut/Candy Items	
GS00232	Color Change Patch			0	115 Combined (Chairs)	

III. TROOP INFORMATION


A. Troop Tab

1) Adding Troops

Set up new Troops for your Service Unit by clicking on “**Add New Troop**” on the Troop Tab or Service Unit Detail page. Fill in the 5 digit troop number. You will need to add a user and password for each new troop for them to be able to login. Once all Troops have been entered, your screen will show them in numerical sequence as pictured below. Do not delete any troop from the Nut-E program.





Welcome 08 demo su 1! You are logged in for the 2008 Fall Product Sale Campaign
| Logoff |


HOME COUNCILS SERVICE UNITS **TROOPS** TROOP/GIRL ORDERS PRODUCT TRANSFER COUNCIL PRODUCTS

All Troops For Service Unit  [ADD NEW TROOP](#)

Message from your Service Unit:
Make sure to enter your order by 10/10/08. Happy sales everyone!

Council: 08 Demo Council
Service Unit: SU Test 01

Edit	Number	Product Manager	Address	City	State	Zipcode	Phone	PMFax	Bank Deposits	Select
	56789	Sara Jackson	4321 Sandy Ln	Anytown	WI	53219	262-555-4321		Add/Edit/Delete	Select
	67890	Becky Johnson	44 N. Elm St	Allentown	WI	53188	262-555-9874		Add/Edit/Delete	Select
	79658	Donna May	8643 Lynn St	Bloomfield	WI	51865	262-555-3198		Add/Edit/Delete	Select
	85612	Amy Peterson	673 Hwy M	Florence	WI	52186	262-555-6478		Add/Edit/Delete	Select



Troop Reports

- 2008 Manual - Troop.pdf
- 2008 Troop-Girl Order Tutorial
- Campaign Sales By Troop
- Sales Analysis By Troop
- Sales Summary By Troop
- Troop Order (T2 Incentive)
- Troop Order (T2)

Girl Reports

- Girl Order (G2 Incentive)
- Girl Order (G2)
- Girl Order Summary
- Girl Order Summary (Incentive)
- Girl Orders G1 (Excel)

Banking Reports

- Bank Deposit By Acct#/Date/Troop
- Bank Deposit By SU/Acct#/Date
- Bank Deposit By SU/Troop (Totals)
- Bank Deposit Export (Excel)

B. Troop Detail Page

To access the Troop Detail Page, click the pencil icon to the left of the Troop name.

Click **“Begin Edit”**. Complete all information as requested by your Council. Click **“Apply Edit”**.

NOTES:

The “Description” field will show up on the T2 report, so you can use this for any special information you may want to sort Troops by. (For example; pickup site or pickup dates.)



If the Product Manager information is the same as the Troop Leader information, click **“Begin Edit”**, check the checkbox in the middle of the page and then click **“Apply Edit”**. All of the same information will automatically fill in.

Council is offering an increased proceeds option for Cadette, Senior and Ambassador Troops who do not wish to take incentives (other than patches), click **“Begin Edit”**, use the drop box next to Proceeds Plan and select **“Without Incentives”** and then click **“Apply Edit”**. Please do this PRIOR to entering orders.

Welcome 08 demo troop 1! You are logged in for the 2008 Fall Product Sale Campaign | Logoff |

HOME COUNCILS SERVICE UNITS **TROOPS** TROOP/GIRL ORDERS COUNCIL PRODUCTS

Troop Details

[Begin Edit](#) [Apply Edit](#) [Cancel Edit](#) [Delete Troop](#) [Navigate Back](#)

Council: 08 Demo Council
Service Unit: SU Test 01
Number: 56789
Description:
Level: Brownie
Girls Registered: 0
Girls Selling: 0
Proceeds Plan: With Incentives
Leader First Name: Sara
Leader Last Name: Jackson
Address1: 4321 Sandy Ln
Address2:
City: Anytown
State: Wisconsin
Zipcode1: 53219
Zipcode2:
Day Phone: 262-555-4321

Evening Phone:
Extra Phone:
Fax:
Email:
Product Manager: Use Troop Leader's Name and Address
PM First Name: Sara
PM Last Name: Jackson
PM Address1: 4321 Sandy Ln
PM City: Anytown
PM State: Wisconsin
PM Zipcode1: 53219
PM Zipcode2:
PM Day Phone: 262-555-4321
PM Night Phone:
PM Extra Phone:
PM Night Fax:
PM Email:

Troop Deposits:
Bank Accounts: 2- Bank of America:1346-4613-16425 Add Deposit
Deposits: Edit Deposit

System Users For This Troop:
Users: 08 Demo Troop 1 Add User Edit user



Select proceed plan PRIOR to entering orders.

C. System Users

For New Troops- Click “**Add User**” from the **Troop Detail Page** and this will take you to the User Detail page.

Fill in the first name (Troop), last name (Manager), login name (gshpa20148) and password (GSI2009).

Select a role for the user (Troop Administrative, Troop User or Inactive) then click “**Apply Add**”.

For existing troops- Click “**Edit User**” from the **Troop Details Page** and this will take you to the User Detail page.

Change the password to GSI2009.

Logins must be unique to each system user throughout our entire system, but passwords can be the same for all users. Passwords must be a minimum of 5 characters and can be changed by the user.

NOTE: Troop level users only have access to their own Troop information.

HOME COUNCILS SERVICE UNITS TROOPS TROOP ORDERS PRODUCT TRANSFER COUNCIL PRODUCTS

User Details Add New User

Begin Edit [Apply Add](#) [Cancel Add](#) Delete User Navigate Back


User Level: Troop

First Name:

Last Name:

Login Name:

Password:

Roles:  **Must select appropriate Role for this new user:**

- Troop Administrative (Access to all Troop functions)
- Troop User (Access ONLY to Troop Orders and Bank Deposits)
- Inactive (No Access to system)

V. ENTERING GIRL ORDERS

A. Girl Orders Tab & Transfers

- Council has decided to allow Troops to enter their orders down to the Girl level, a pink “**Girl Orders**” column will appear on the Girl Orders Tab.

IMPORTANT NOTES:

Girl Orders can be deleted but only up until midnight of the Service Unit deadline date.

1) Adding Girl Orders

- To begin entering Girl orders for your Troop, click “**Edit**” in the pink “**Girl Order**” column next to the Troop you wish to select. This will take you to the order entry page for Girls.

Troop Orders																		
Service Unit: SU Test 01																		
Qty: Represents Pieces																		
Status: Regular Products are Open for editing. Incentive Products are Open for editing. QSP Products are Open for editing.																		
Girl Orders	Bank Deposits	Troop No.	Girls Registered	Girls Selling	Magazine Subscription Sold	Magazine Dollars Sold	Online Subscription	Online Dollars Sold	Address Booklet	Emails (Enter 1 if 12 Emails sent)	Caramel Treasures	Mint Meltaways	Whole Cashews	Choc Cov Almonds	Choc Cov Raisins	Gummi Berries	Choc Cov Peanuts - Reg	Cran Nut M
Edit	Edit	Add	56789	0	0	0	\$0.00	0	\$0.00	0	0	0	0	0	0	0	0	0
Edit	Edit	Add	67890	0	0	0	\$0.00	0	\$0.00	0	0	0	0	0	0	0	0	0
Edit	Edit	Add	79658	0	0	0	\$0.00	0	\$0.00	0	0	0	0	0	0	0	0	0
Edit	Edit	Add	85612	0	0	0	\$0.00	0	\$0.00	0	0	0	0	0	0	0	0	0
Totals			0	0														

NOTE:

- Make sure to enter **Girls Registered** in the Troop Total row. Click “**Edit**”, enter number and click “**Save**”. The **Girls Selling** number will automatically calculate after girls’ orders have been entered.

- Click **“Add New Girl Order”** for each individual girl. (Troops should enter the girls full name) Enter all QSP and/or Nut/Candy totals and click the pink **“Save”** button on the left.

HOME COUNCILS SERVICE UNITS TROOPS **TROOP/GIRL ORDERS** COUNCIL PRODUCTS

Troop 56789 Girl Orders

Service Unit: SU Test 01
[Navigate Back](#)

Girl Orders **ADD NEW GIRL ORDER**

Troop Special Order **ADD TROOP SPECIAL ORDER** (Must have approval from Council)

Troop 56789 Totals

	Girls Registered	Girls Selling	Magazine Subscription	Magazine Dollars Sold	Online Subscription	Online Dollars Sold	Address Booklet	Emails (Enter 1 if 12 Emails sent)	Caramel Treasures	Mint Meltaways	Whole Cashews	Choc Cov Almonds	Choc Cov Raisins	Gummi Berries	Choc Cov Peanuts - Reg	Cranberry Nut Mix	Crunchy Chili Lime Peanuts	Salsa Mix	Deluxe Pecan Clusters
Edit	0	0	0	\$0.00	0	\$0.00	0	0	0	0	0	0	0	0	0	0	0	0	0

HOME COUNCILS SERVICE UNITS TROOPS **TROOP/GIRL ORDERS** COUNCIL PRODUCTS

Add New Girl Order

Service Unit: SU Test 01
Troop: 56789
[Navigate Back](#)

ADD PRODUCT & INCENTIVE ORDER **CANCEL PRODUCT & INCENTIVE ORDER**

Product Order

	Girl Identifier	Magazine Subscription	Magazine Dollars Sold	Online Subscription	Online Dollars Sold	Address Booklet	Emails (Enter 1 if 12 Emails sent)	Caramel Treasures	Mint Meltaways	Whole Cashews	Choc Cov Almonds	Choc Cov Raisins	Gummi Berries	Choc Cov Peanuts - Reg	Cranberry Nut Mix	Crunchy Chili Lime Peanuts	Salsa Mix	Deluxe Pecan Clusters	Pear Butter Dreams
Save	Megan	5	50	3	30	1	1	12	16	10	8	14	13	8	15	16	12	18	9

- Incentive** totals will automatically be calculated based on each girl’s total order. If no choice is required and no manual quantities need to be entered just click the pink **“Add Product & Incentive Order”** button.

If an incentive choice is required, the system will ask you to make a selection. If an open field appears with a “0” that means this is an elective item and a manual quantity can be entered. (An example of an elective item is the RD promo item.)

After your selection has been made and/or your manual quantity entered, you must click **“Save”** on the left before clicking the **“Add Product & Incentive Order”** button. **You will receive a confirmation message that your order has been accepted into the NUT-E system.**

NEW

ADD PRODUCT & INCENTIVE ORDER **CANCEL PRODUCT & INCENTIVE ORDER**

Product Order

	Girl Identifier	Magazine Subscription	Magazine Dollars Sold	Online Subscription	Online Dollars Sold	Address Booklet	Emails (Enter 1 if 12 Emails sent)	Caramel Treasures	Mint Meltaways	Whole Cashews	Choc Cov Almonds	Choc Cov Raisins	Gummi Berries	Choc Cov Peanuts - Reg	Cranberry Nut Mix	Crunchy Chili Lime Peanuts	Salsa Mix	Deluxe Pecan Clusters	Peanut Butter Dreams	Total
	Megan	5	\$50.00	3	\$30.00	1	1	12	16	10	8	14	13	8	15	16	12	18	9	151

Incentives Earned

	3 Mag Subscriptions	10 Nut/Candy Items	\$125 Combined (Choice)	\$175 Combined (Choice)	\$250 Combined (Choice)	\$350 Combined	\$350 Combined	Complete Address Booklet	Complete Email Program
	Go Green Patch	Observe & Conserve Patch				Super Seller Paw Patch	Large Polar Bear w/T	Mini Flashlight & Recycle Patch	Reduce & Reuse Patch
Save	1	1	Choice of 1: Required	Choice of 1: Required	Choice of 1: Required	1	1	1	1
			<input type="radio"/> Color Change Clock <input type="radio"/> Small Polar Bear w/T	<input type="radio"/> Go Green T - YL <input type="radio"/> Go Green T - AM <input type="radio"/> Go Green T - AL	<input type="radio"/> Penguin Water Dispenser <input type="radio"/> Book Certificate				

- Edits to Girl Orders will be allowed until midnight of the Service Unit deadline date.


NOTE: Troop Special Orders are used only with council approval.

HOME COUNCILS SERVICE UNITS TROOPS TROOP/GIRL ORDERS COUNCIL PRODUCTS																			
Troop 56789 Girl Orders																			
Service Unit: SU Test 01																			
Navigate Back																			
Girl Orders ADD NEW GIRL ORDER																			
Edit	Girl Identifier	Magazine Subscription	Magazine Dollars Sold	Online Subscription	Online Dollars Sold	Address Booklet	Emails (Enter 1 if 12 Emails sent)	Caramel Treasures	Mint Meltaways	Whole Cashews	Choc Cov Almonds	Choc Cov Raisins	Gummi Berries - Reg	Choc Cov Peanuts	Cranberry Nut Mix	Crunchy Chili Lime Peanuts	Salsa Mix	Deluxe Pecan Clusters	Peanut Butter Dream
	Megan	5	\$50.00	3	\$30.00	1	1	12	16	10	8	14	13	8	15	16	12	18	
	Totals	5	\$50.00	3	\$30.00	1	1	12	16	10	8	14	13	8	15	16	12	18	
Troop Special Order ADD TROOP SPECIAL ORDER (Must have approval from Council)																			
Troop 56789 Totals																			
Edit	Girls Registered	Girls Selling	Magazine Subscription	Magazine Dollars Sold	Online Subscription	Online Dollars Sold	Address Booklet	Emails (Enter 1 if 12 Emails sent)	Caramel Treasures	Mint Meltaways	Whole Cashews	Choc Cov Almonds	Choc Cov Raisins	Gummi Berries - Reg	Choc Cov Peanuts	Cranberry Nut Mix	Crunchy Chili Lime Peanuts	Salsa Mix	Deluxe Pecan Clusters
	11	1	5	\$50.00	3	\$30.00	1	1	12	16	10	8	14	13	8	15	16	12	18

VI. BANK DEPOSITS

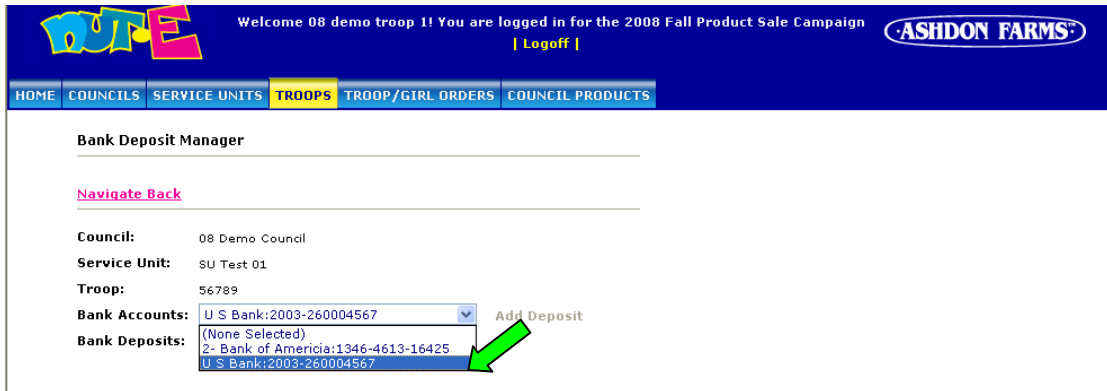
A. Entering Bank Deposits

On the Troop Tab under “Bank Deposits”, click “**Add/Edit/Delete**” for the specific Troop you want and this will take you directly to the Bank Deposit Manager page. You can also access Bank Deposits directly from the Troop/Girl Order tab.

HOME COUNCILS SERVICE UNITS TROOPS TROOP/GIRL ORDERS PRODUCT TRANSFER COUNCIL PRODUCTS										
All Troops For Service Unit ADD NEW TROOP										
Message from your Service Unit: Make sure to enter your order by 10/10/08. Happy sales everyone!										
Council: 08 Demo Council Service Unit: SU Test 01										
Edit	Number	Product Manager	Address	City	State	Zipcode	Phone	PMFax	Bank Deposits	Select
	56789	Sara Jackson	4321 Sandy Ln	Anytown	WI	53219	262-555-4321		Add/Edit/Delete	Select
	67890	Becky Johnson	44 N. Elm St	Allentown	WI	53188	262-555-9874		Add/Edit/Delete	Select
	79658	Donna May	8643 Lynn St	Bloomfield	WI	51865	262-555-3198		Add/Edit/Delete	Select
	85612	Amy Peterson	673 Hwy M	Florence	WI	52186	262-555-6478		Add/Edit/Delete	Select
<div style="text-align: center;">  </div>										
Troop Reports 2008 Manual - Troop.pdf 2008 Troop-Girl Order Tutorial Campaign Sales By Troop Sales Analysis By Troop Sales Summary By Troop Troop Order (T2 Incentive) Troop Order (T2)										
Girl Reports Girl Order (G2 Incentive) Girl Order (G2) Girl Order Summary Girl Order Summary (Incentive) Girl Orders G1 (Excel)										
Banking Reports Bank Deposit By Acct#/Date/Troop Bank Deposit By SU/Acct#/Date Bank Deposit By SU/Troop (Totals) Bank Deposit Export (Excel)										

1) Bank Deposit Manager

Select a bank name from the drop box. Click **“Add Deposit”**. This will take you to the Bank Deposit Details page.



Welcome 08 demo troop !! You are logged in for the 2008 Fall Product Sale Campaign | [Logoff](#) |

HOME COUNCILS SERVICE UNITS **TROOPS** TROOP/GIRL ORDERS COUNCIL PRODUCTS

Bank Deposit Manager

[Navigate Back](#)

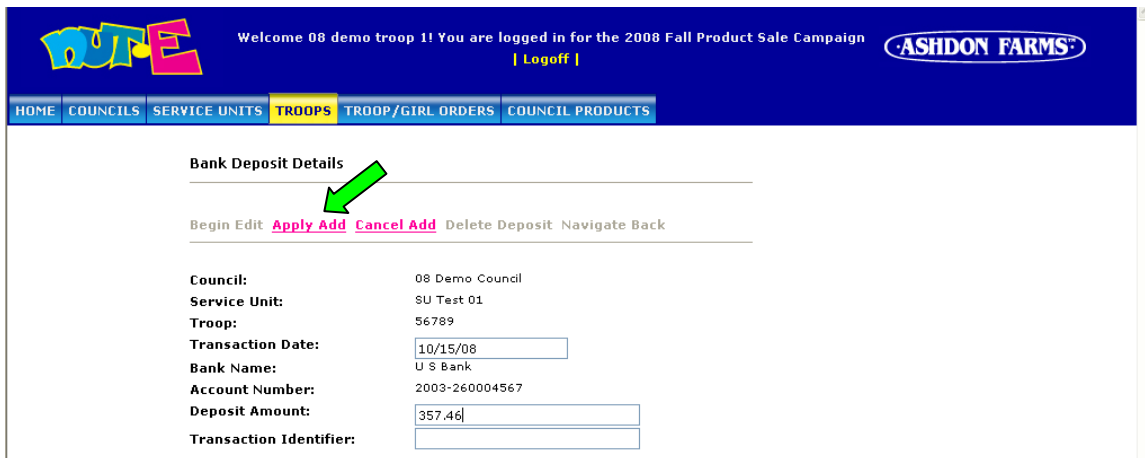
Council: 08 Demo Council
Service Unit: SU Test 01
Troop: 56789
Bank Accounts: U S Bank:2003-260004567 (None Selected)
Bank Deposits: 2- Bank of America:1346-4613-16425 U S Bank:2003-260004567 Add Deposit

2) Bank Deposit Details

NEW

Enter the date of the transaction and the deposit amount. Click **“Apply Add”** to save. **You will receive a confirmation message that your bank deposit has been accepted into the NUT-E system.**

If you stay in Bank Deposit Manager you can keep entering deposits for that Troop until you are finished. If you want to change to a different Troop, just **“Navigate Back”** from the Bank Deposit Manager to the Troop Tab.



Welcome 08 demo troop !! You are logged in for the 2008 Fall Product Sale Campaign | [Logoff](#) |

HOME COUNCILS SERVICE UNITS **TROOPS** TROOP/GIRL ORDERS COUNCIL PRODUCTS

Bank Deposit Details

Begin Edit [Apply Add](#) [Cancel Add](#) Delete Deposit Navigate Back

Council: 08 Demo Council
Service Unit: SU Test 01
Troop: 56789
Transaction Date: 10/15/08
Bank Name: U S Bank
Account Number: 2003-260004567
Deposit Amount: 357.46
Transaction Identifier:

VII. KEY REPORTS

A. T-2 (per Troop)

08 Demo Council Troop Order

T-2

SU Test 01	Brownie	Troop Description	56789
Service Unit	Troop Level	Troop Description	Troop Number

<p>Troop Manager</p> <p>Name: Sara Jackson Address: 4321 Sandy Ln Anytown, VM 53219 -</p> <p>Phone Day: 262-555-4321 Night:</p>	<p>I acknowledge and agree to accept financial responsibility for the product and money listed, and understand that the money is due to the Council by . I understand that these products may not be returned or exchanged.</p> <p>Manager Signature: _____</p>
--	---

Product Order

Item Description	Case Pack	Unit Retail	Total Cases	Total Pieces	Total Units
Caramel Treasures	12	\$7.00	2	8	32
Mint Meltaways	12	\$6.00	2	7	31
Whole Cashews	12	\$6.00	2	6	30
Choc Cov Almonds	12	\$6.00	2	1	25
Choc Cov Raisins	12	\$5.00	3	1	37
Gummi Berries	12	\$5.00	2	4	28
Choc Cov Peanuts - Reg	12	\$5.00	1	7	19
Cranberry Nut Mix	12	\$5.00	2	7	31
Crunchy Chili Lime Peanuts	12	\$5.00	2	0	24
Salsa Mix	12	\$5.00	2	3	27
Deluxe Pecan Clusters	12	\$5.00	3	2	38
Peanut Butter Dreams	12	\$5.00	3	1	37
Total Order:			26	47	359

Troop Performance

Dollars Sold (Nut and Special):	\$1,945.00
Troop Proceeds (Nut and Special):	(\$359.00)
Amount Due Council:	\$1,586.00
Dollars Sold (Magazines):	\$119.00
Troop Proceeds (Magazines):	(\$10.00)
Dollars Sold (Magazines - Online - Direct Pay):	\$88.00
Troop Proceeds (Magazines - Online):	(\$8.00)
Troop Proceeds (Email Program):	\$0.00
Troop Proceeds (Address Book/Wets):	(\$6.00)
Amount Due Council:	\$95.00
Total Amount Due Council:	\$1,681.00
Amount Paid Council (All Bank Deposits):	(\$1,681.00)
Balance Due Council:	\$0.00

A. G-2 (per Girl)

08 Demo Council Girl Order

G-2

SU Test 01	Brownie	Megan	56789
Service Unit	Troop Level	Girl Identifier	Troop Number

<p>Troop Manager</p> <p>Name: Sara Jackson Address: 4321 Sandy Ln Anytown, VM 53219 -</p> <p>Phone Day: 262-555-4321 Night:</p>	<p>I acknowledge and agree to accept financial responsibility for the product and money listed below. I understand that these products may not be returned or exchanged.</p> <p>Signature: _____</p>
--	--

Product Order

Item Description	Case Pack	Unit Retail	Total Cases	Total Pieces	Total Units
Caramel Treasures	12	\$7.00	1	0	12
Mint Meltaways	12	\$6.00	1	4	16
Whole Cashews	12	\$6.00	0	10	10
Choc Cov Almonds	12	\$6.00	0	8	8
Choc Cov Raisins	12	\$5.00	1	2	14
Gummi Berries	12	\$5.00	1	1	13
Choc Cov Peanuts - Reg	12	\$5.00	0	8	8
Cranberry Nut Mix	12	\$5.00	1	3	15
Crunchy Chili Lime Peanuts	12	\$5.00	1	4	16
Salsa Mix	12	\$5.00	1	0	12
Deluxe Pecan Clusters	12	\$5.00	1	6	18
Peanut Butter Dreams	12	\$5.00	1	2	14
Total Order:			9	48	156

Girl Performance

Dollars Sold (Nut and Special):	\$838.00
Dollars Sold (Magazines):	\$60.00
Total Amount Due:	\$898.00